

MONDAY, 14<sup>th</sup> January 1901.

DAVID MURRAY, M.A., LL.D., Vice-President, in the Chair.

A Ballot having been taken, the following Gentlemen were duly elected Fellows :—

ALEXR. THOMSON ARTHUR, Physician, Blair-Devenick, Cults, Aberdeen.

LORD BALCARRES, M.P., 74 Brook Street, London.

REV. JAMES DICK, 32 Buckingham Terrace.

SIR JOHN R. GLADSTONE, Bart., of Fasque, Laurencekirk.

RICHARD W. MOULD, Librarian and Secretary of the Borough of South-  
 wark Public Library.

Before proceeding to the ordinary business, the Secretary made the announcement of two very handsome gifts to the Society which had come very opportunely to relieve them from the necessity of being obliged to suspend their excavations, viz. :—A gift of £50 from The Right Hon. Sir Herbert Maxwell, President of the Society, for the excavation of the Camp at Rispaïn in Galloway ; and a gift of £100 by the Hon. John Abercromby, Foreign Secretary, for excavations, to enable the Society to continue its investigations with the view of ascertaining the nature and extent of the Roman occupation of Scotland, and of extending these operations in other directions if possible.

It was unanimously resolved to record the cordial thanks of the Society for these most generous gifts.

The following Donations to the Museum and Library were laid on the table, and thanks voted to the Donors :—

(1) By JOHN YOUNG BUCHANAN.

A collection of Weapons, Implements, and Ornaments from the Admiralty Islands, comprising :—Large Food Bowl (fig. 1), hollowed out of a single block of hard, dark brown wood, approximately circular, measuring  $27\frac{3}{4}$  by  $26\frac{1}{2}$  inches in diameter at the rim, and standing  $12\frac{1}{2}$



Figs. 1, 2, and 3. Food Bowls of wood, from the Admiralty Islands. (4.)

inches high, with two scroll-like handles projecting 6 inches beyond the rim and rising  $5\frac{1}{2}$  inches above it. The bowl stands on four solid feet about  $3\frac{1}{2}$  inches in height, carved out of the block. Round the outside, immediately under the rim, is a border of narrow double zigzag bands in relief between two marginal bands passing round the circumference parallel to the rim. The zigzag bands cross each other regularly and are crossed at the intersections by a band running all round parallel to the marginal bands and midway between them. The effect is that of a pattern composed of triangles nearly equilateral, separated by raised bands. A bolder band of raised discs passes round the bottom from rim to rim midway between the two pairs of feet, and where it joins the rim terminates in a triple expansion. The graceful scroll handles, which are attached to the bowl on either side, not cut out of the block, are ornamented in open work of a similar triangular pattern, and the outer edge is formed by the figure of a long attenuated lacertine animal form.

Food Bowl (fig. 2), a twin bowl in shape of two birds placed back to back, each bowl being  $8\frac{1}{4}$  inches in diameter at the rim, and standing like the others on four short feet.

Food Bowl (fig. 3), of similar wood, oval in shape, and measuring 12 by  $10\frac{1}{2}$  inches from rim to rim, the bowl being shaped like the body of a bird, the wings forming side handles, the head projecting, and the tail spread out horizontally and carved with open work.

Food Bowl of dark hard wood, similar in shape to No. 1,  $15\frac{1}{4}$  inches in diameter, with four short feet and scroll handles.

Food Bowl (fig. 4), of dark hard wood,  $14\frac{1}{4}$  inches in diameter, with four short feet and scroll handles, which curve over inwardly and rest on the heads of two grotesque human figures with animals' heads. A band of simple linear decoration surrounds the rim.

Oval Baling-dish of light brown wood, plain, and measuring 19 inches in length by  $12\frac{1}{8}$  inches in breadth and  $4\frac{1}{4}$  inches in depth.

Dipping Cup made of half a cocoa-nut with an upright handle of carved wood  $7\frac{3}{4}$  inches in length fastened to the side.

Eight Spears, with heads of hard black or brown wood, from 10 to 12

inches in length, fastened on to the shaft with a lashing of cord covered with gum.




Fig. 4. Food Bowl, from the Admiralty Islands. ( $\frac{1}{4}$ .)

Twenty-six Spears, with heads made of obsidian flakes, flat on what was the under side of the flake, triangularly ridged on the upper side and tapering to a very sharp point, which is the natural result of the formation of the flake and rarely shows retouching. The mode in which these obsidian heads are attached to the shaft is peculiarly ingenious and interesting, and has been thus described by Sir Arthur Mitchell<sup>1</sup>:—  
 “The shaft is a piece of tough wood, often a natural stem, but sometimes a light but rigid reed forms the staff. The edges of the flakes are sharp, and one end is pointed. If the other end is not naturally blunt and rounded, a piece is broken off. Between the flake and the shaft (see fig. 5, 6) there is a bit of wood, much wider at one end than at the other. In the wider end a deep socket is cut for the reception of the flake. In order to facilitate the scooping out of this socket, a slot is cut across the bit of wood. In this way a socket of considerable depth is easily

<sup>1</sup> *Proceedings*, vol. xxx. p. 362.

obtained, better for its purpose, indeed, than if its walls had been continuous. In the narrow end of the bit of wood a deep slot is cut for




Fig. 5. Obsidian Spears. Fig. 6. The Flake mounted on the shaft.  
Fig. 7. Section of mounting of Flake on the shaft. ( $\frac{1}{2}$ .)

the reception of the shaft. Between the socket for the flake and the

slot for the shaft a solid bit of wood is left, to give strength. Sometimes this solid bit of wood is perforated for the purpose of ornament.

"A very hard and solid gum is used to bed the flake and the shaft in their respective positions (as shown in the section, fig. 7). This gum is the same as that which is used for caulking the seams in their canoes, which are deepened by the addition of a plank to the sides. It is obtained by pounding the brown ovoid fruit of the *Parinarium laurinum*, which is about the size of a goose's egg.

"The flake and shaft are then further bound in position by well executed 'whipping' with a finely made strong twine, which at certain points, so as to form a pattern, is made to pass through the pretty seed of the *Coix lachryma*.

"Sometimes the 'whipping' is made to yield a pattern, as is so ingeniously done by our saddlers. In nearly all cases the connection of the flake and shaft is coloured in patterns of white, red, and black. Additional ornamentation is sometimes got by making the twine at certain points secure little bunches of small feathers, or tufts of the hair of the *cuscus*."

Butchering Knife of obsidian (fig. 8), being a flake  $3\frac{3}{4}$  inches in width, flat on one side, and with four flakes struck off from it on the other

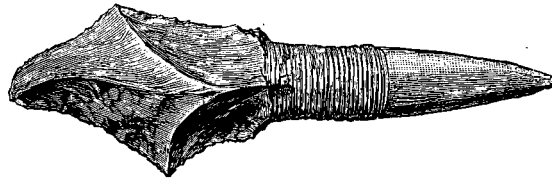


Fig. 8. Obsidian Butchering Knife, from the Admiralty Islands. ( $\frac{1}{4}$ .)

side so as to meet in the centre, thus giving a sharp edge all round. The butt end of the flake is inserted in a wooden handle 6 inches in length and whipped with cord.

Knife of obsidian, being a long narrow flake, in its wooden handle, as

made for sale by the natives, when it was found there was a demand for such articles.

Polished Axe of dark-coloured lava-like stone set in a groove in the under part of its handle of wood (fig. 9). The axe is small, measuring only 3 inches in length by  $1\frac{3}{4}$  inch in breadth at the cutting edge, and tapering to a somewhat lenticular butt. It is merely jammed into the groove on the under side of the handle, which extends lengthwise for  $2\frac{1}{2}$  inches, so that it could accommodate an axe-head of very much greater breadth.

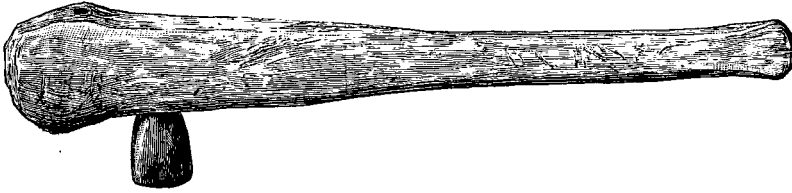


Fig. 9. Stone Axe in its handle of wood, from the Admiralty Islands. ( $\frac{1}{5}$ .)

Polished Axe-head of black basaltic stone, measuring  $3\frac{1}{2}$  inches in length by 2 inches across the cutting face, the sides rounded, the butt bluntly lenticular.

Polished Axe-head of dark basaltic stone,  $2\frac{5}{8}$  inches in length by  $1\frac{5}{8}$  inch across the cutting face, the edges roughly rounded, the butt irregularly lenticular.

Polished Axe-head of dark basaltic stone, broken,  $2\frac{3}{4}$  inches in length by  $2\frac{1}{8}$  inches across the cutting face, the edges roughly rounded, the butt wanting.

Adze of *Tridacna* shell (fig. 10), fixed in the split end of a kneed handle of wood  $19\frac{1}{2}$  inches in length and strapped with a thong of bamboo. The handle has a knob at the free end and a circularly convex ornament at the crook. The figure below shows the cutting face of the adze and the manner of its attachment to the handle.

Two shells of *Ovulum ovum*, one plain, the other decorated with

engraved triangles of straight line ornamentation, worn on the glans penis by the men.

Thirteen Armlets cut from the *Trochus niloticus* shell, and ornamented on the convex circumference with straight-line patterns of groups of

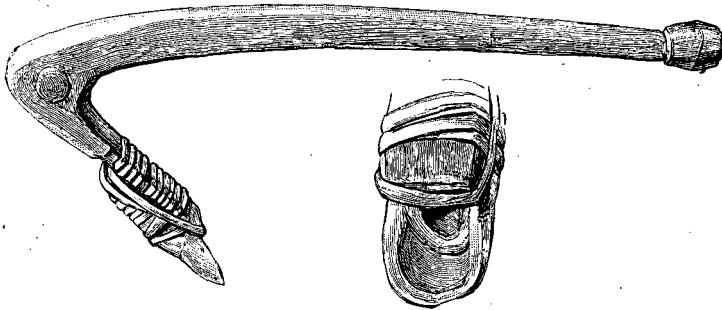


Fig. 10. Adze of *Tridacna* shell in its handle of wood, from the Admiralty Islands. (½.)

parallel lines arranged in triangular or lozenge-shaped figures. These are worn by the men, seven or eight being occasionally seen on each arm.

Three flat circular discs of shell perforated by a small hole in the centre and worn as ornaments on the breast and sometimes on the front of the head. One of these is larger than the others and not quite circular, measuring  $6\frac{5}{8}$  inches by  $5\frac{3}{4}$  inches in diameter. Of the other two, which measure  $3\frac{3}{4}$  inches in diameter, one is ornamented round the rim with crossed parallel lines in triangles and faced with a smaller open-work circular disc of tortoiseshell, cut into an elaborate pattern (fig. 11), which shows up to great advantage on the pure whiteness of the shell. The tortoiseshell disc is kept in place simply by a knot on the cord which passes through the small central opening in both discs. The second disc of shell has a similar marginal ornament of triangles filled with obliquely crossing parallel lines, but wants the central facing of tortoiseshell.



A Gourd for carrying lime used in the chewing of betel. It is  $10\frac{1}{2}$  inches in length, smaller in the waist than at the ends, pierced with a small hole at one end, through which the spoon-stick is inserted, and ornamented with a pattern burnt in on the outside.

Spoon-stick for taking lime from the gourd,  $10\frac{3}{4}$  inches in length, with a carved open-work head.

Three long cylindrical and pointed style-like ornaments of *Tridacna*




Fig. 11. Ornamented Disc of shell, from the Admiralty Islands. ( $\frac{1}{2}$ .)

shell worn dependent from the nose. They are attached to loops of string on which are strung minute beads.

Nose ornament made of a cluster of dogs' teeth strung together.

Necklace of five strands of twine closely strung with innumerable small and very thin discs of shell, intermingled with black and blue beads, and pendants made of teeth ornamented with incised lines.

Four charms made up of bunches of bones, human and animal, and

feathers. Some of the bones are decorated with a covering of plaited fibre. These charms are worn hanging between the shoulders.

Set of Pandean Pipes made of six reeds, varying in length from 6 to  $3\frac{1}{2}$  inches.

Model of a Canoe of the Admiralty Islanders with its outrigger.

From the Fiji Islands—

Polished Axe of basaltic stone,  $7\frac{1}{2}$  inches in length by  $2\frac{3}{4}$  inches in breadth across the cutting face.

Polished Adze of basaltic stone in its handle of wood. The handle is of the usual form of a kneed branch.

War Club, 3 feet  $7\frac{1}{2}$  inches in length, cylindrical in form and finely carved.

War Club, 3 feet 10 inches in length, carved only on the handle part.

(2) By Miss GILLON-FERGUSON.

Ornament of Bird's-tail Feathers, used in the native dances ; War Decoration of the hair of men's beards ; Piece of Cloth, made from the inner bark of the bread-fruit tree,—all from the Marquesas Islands.

(3) By Rev. REGINALD A. GATTY, LL.B.

Twenty-four very minute Flint Implements, from Scunthorpe, Lincolnshire, and South Yorkshire. [See the subsequent Communication by Rev. R. A. Gatty.]

There were also Exhibited :—

(1) By Rev. DAVID LANDBOROUGH, LL.D., Kilmarnock.

Rubbings of both faces of an erect Incised Cross-slab, at Tullypowrie, near Grandtully, Perthshire.

Dr Landsborough sends the following notes descriptive of the cross-slab :—

“When staying at Aberfeldy in September last, my son and I observed the cross standing among the ruins of a small hamlet situated about three

quarters of a mile from Grandtully on the north side of the old hill-road which crosses the moor from Grandtully to Pitlochry. The cross (fig. 12) is of the rudest character, consisting of a schistose slab 30 inches in length,  $11\frac{3}{8}$  inches in width at the top, about half an inch wider at the bottom, and about  $4\frac{1}{2}$  inches in thickness. It is roughly squared at the top and sides, but at the bottom the base is unsquared, one side being longer than the other. On both faces of the slab a cross is formed




Fig. 12. Obverse and reverse of Cross-slab at Tullypowrie. ( $\frac{1}{12}$ .)

by a shallow incised sinking, a little more than an inch in breadth, with circular sinkings slightly deeper than the rest of the outline at each corner of the shaft and summit of the cross, and at the intersections of the arms with the shaft and summit. The cross on the east face of the stone has its top almost level with the top of the slab, but the shaft does not reach nearly to the bottom. The top part of the cross above the arms is  $4\frac{1}{2}$  inches high by  $4\frac{1}{2}$  inches in width. The arms

reach across the whole width of the slab, and the shaft is little more than the length of the part above the arms, the base being somewhat rounded. Below the termination of the shaft are two slight circular sinkings almost in line with the perpendicular outlines of the sides but at unequal distances from their terminations, the one being  $1\frac{1}{2}$  inches and the other  $2\frac{1}{2}$  inches below the similar sinkings which mark the corners of the shaft. The cross on the west face of the slab is in every way similar, except that the shaft is longer, reaching to a length of  $10\frac{1}{2}$  inches below the arms, and the circular sinkings at the top are nearly effaced. It has, however, the curious feature of a slight cut-off at about the same length as the shaft of the other cross, but the circular sinkings occur at the top and bottom, and at the intersections as in the case of the other cross. The slab is not fastened in a socket, but is kept nearly erect leaning against a large stone, while smaller stones keep it firm at the back. I have since been told by the Rev. Mr McLean of Grandtully that the place where it stands is the site of an old and very little chapel, the south wall of which may still be recognised by its remaining foundations. About two hundred yards further on are the remains of a small dam which fed an old meal-mill."

(2) By Rev. REGINALD A. GATTY, LL.B.

Collection of very minute Implements of Flint of peculiar types from Scunthorpe, Lincolnshire, and South Yorkshire, 120 specimens. [See the subsequent Paper by Rev. R. A. Gatty.]

(3) By MARK FAED.

Large Arrow-head or Spear-head of greyish flint, measuring  $3\frac{3}{8}$  inches in length by  $1\frac{3}{4}$  inches in breadth across the base. It is barbed and roughly serrated along the edges, and has a short stem rounded off at the butt. From the nature of the flake from which it has been made, it is considerably thicker at one end than at the other, and while the one side is smooth the other has the roughened surface of the chalky exterior

face of the nodule from which the flake has been struck. It was dug up in Mr Faed's garden at Medwynhead, Peeblesshire.

The following Communications were read :—